

GOVERNMENT COLLEGE OF EDUCATION
NANDED

Student Satisfactory Survey
Under Criterion II of Teaching-Learning and
Evaluation
Year 2019-20

Guidelines for Students

Government College Of Education, Nanded is conducting a Student Satisfaction Survey regarding Teaching – Learning and Evaluation, which will help to upgrade the quality in higher education. A Student will have to respond to all the questions given in the following format with her/his sincere effort and thought. Her/His identity will not be revealed.

A) Please confirm this is the first and only time you are answering this survey.

a) Yes

b) No

B) Age: 25

C) College Name: Gov. college of Education, Nanded.

D) Gender:

a) Female

b) Male

c) Transgender

E) What degree program are you pursuing now?

a) Bachelor of Education (B.Ed.)

b) Master of Education (M.Ed.)

F) What subject area are you currently pursuing?

a) Arts

b) Commerce

c) Science

d) Professional

e) Other

G) Email ID :- vishal.boiwara@gmail.com

H) Mobile No :- 7820877560

Instructions to fill the questionnaire

- All questions should be compulsorily attempted.
- Each question has five responses, choose the most appropriate one.
- The response to the qualitative question no.21 is student's opportunity to give suggestions or improvements; she/he can also mention weaknesses of the institute here. (Kindly restrict your response to teaching learning process only)

QUESTIONNAIRE

1. How much of the syllabus was covered in the class?

- 85 to 100%
- 70 to 84%
- 55 to 69%
- 30 to 54%
- Below 30%

2. How well did the teachers prepare for the classes?

- Thoroughly
- Satisfactorily
- Poorly
- Indifferently
- Won't teach at all

3. How well were the teachers able to communicate?

- Always effective
- Sometimes effective
- Just satisfactorily
- Generally ineffective
- Very poor communication

4. The teacher's approach to teaching can best be described as

- Excellent
- Very good
- Good
- Fair
- Poor

5. Fairness of the internal evaluation process by the teachers

- Always fair
- Usually fair
- Sometimes unfair
- Usually unfair
- Unfair

6. Was your performance in assignments discussed with you?

- Every time
- Usually
- Occasionally/Sometimes
- Rarely
- Never

7. The institute takes active interest in promoting internship, student exchange, field visit opportunities for students.

- Regularly
- Often
- Sometimes
- Rarely
- Never

8. The teaching and mentoring process in your institution facilitates you in cognitive, social and emotional growth.

- Significantly Very well
- Moderately
- Marginally
- Nor at all

9. The institution provides multiple opportunities to learn and grow.

- Strongly agree
- Agree
- Neutral
- Disagree
- Strongly disagree

10. Teachers inform you about your expected competencies, course out comes and programme out comes.

- Every time
- Usually
- Occasionally/Sometimes
- Rarely
- Never

11. Your mentor does a necessary follow-up with an assigned task to you.

- Every time
- Usually
- Occasionally/Sometimes
- Rarely
- I don't have a mentor

12. The teachers illustrate the concepts through examples and applications.

- Every time
- Usually
- Occasionally/Sometimes
- Rarely
- Never

13. The teachers identify your strengths and encourage you with providing right level of challenges.

- Fully
- Reasonably
- Partially
- Slightly
- Unable to

14. Teachers are able to identify your weaknesses and help you to overcome them.

- Every time
- Usually
- Occasionally/Sometimes
- Rarely
- Never

15. The institution makes effort to engage students in the monitoring, review and continuous quality improvement of the teaching learning process.

- Strongly agree
- Agree
- Neutral
- Disagree
- Strongly disagree

16. The institute/ teacher use student centric methods, such as experiential learning, participative learning and problem solving methodologies for enhancing learning experiences.

- To great extent
- Moderate
- Some times
- Very little
- Not at all

17. Teachers encourage you to participate in extra-curricular activities.

- Strongly agree
- Agree
- Neutral
- Disagree
- Strongly disagree

18. Efforts are made by the institute/teachers to inculcate soft skill, life skill and employability skills to make you ready for the world of work.

- TO a great extent
- Moderate
- Some times
- Very little
- Not at all

19. What percentage of teachers use ICT tools such as LCD projector, Multimedia, etc. while teaching.

- Above 90%
- 70 - 89%
- 50 - 69%
- 30 - 49%
- Below 29%

20. The overall quality of teaching-learning process in your institute is very good.

- Strongly agree
- Agree
- Neutral
- Disagree
- Strongly disagree

21. Give three observation / suggestions to improve the overall teaching – learning experience

- a)
- b)
- c)


Name & Sign. of the Student

Boiwar Gangadhar Saybu

Government College of Education, Nanded

Analysis of Students Satisfaction Survey Report 2019-2020

1) How much of the syllabus was covered in the class?

Sr. No.	85 to 100%	70 to 84%	55 to 69%	30 to 54%	Below 30%	Total
Students	64	04	02	01	00	71
Percentage	90.14%	5.63%	2.81%	1.42%	00%	100%

1. 64 Students (90.14%) has shown syllabus was covered in the class.
2. 04 Students (5.63%) has shown syllabus was covered in the class.
3. 02 Students (2.81%) has shown syllabus was covered in the class.
4. 01 Student (1.42%) has shown syllabus was covered in the class.

➤ It means maximum Students 64 out of 71 (90.14%) has shown Syllabus was covered in the class.

2) How well did the teachers prepare for the classes?

Sr. No.	Thoroughly	Satisfactory	Poorly	Indifferently	Want Teach at all	Total
Students	66	03	01	01	00	71
Percentage	92.95%	4.25%	1.40%	1.40%	00%	100%

1. 66 Students (92.95%) has shown Teachers prepare thoroughly for the classes.
2. 03 Students (4.25%) has shown Teachers prepare satisfactory for the classes.
3. 01 Students (1.40%) has shown Teachers prepare poorly for the classes.
4. 01 Student (1.40%) has shown Teachers prepare indifferently for the classes.

➤ It means maximum Students 66 out of 71 (92.95%) has shown Teachers prepare thoroughly for the classes.

3) How well were the teachers able to communicate?

Sr. No.	Always effecti ve	Sometim es effecti ve	Just satisfacto ry	Generally Ineffecti ve	Very poor communicati on	Tota l
Students	66	03	01	01	00	71
Percenta ge	92.95%	4.25%	1.40%	1.40%	00%	100%

1. 66 Students (92.95%) has shown Teachers were able to communicate always effective.
2. 03 Students (4.25%) has shown Teachers were able to communicate sometimes effective.

3. 01 Students (1.40%) has shown Teachers prepare poorly for the classes.
4. 01 Student (1.40%) has shown Teachers prepare indifferently for the classes.
 - **It means maximum Students 66 out of 71 (92.95%) has shown Teachers prepare thoroughly for the classes.**

4) The Teacher's approach to teaching can best be described as?

Sr. No.	Excellent	Very good	Good	Fair	Poor	Total
Students	52	15	03	01	00	71
Percentage	73.23%	21.12%	4.25%	1.40%	00%	100%

1. 52 Students (73.23%) has shown The Teacher's approach to teaching can best be described as Excellent.
2. 15 Students (21.12%) has shown The Teacher's approach to teaching can best be described as Very good
3. 03 Students (4.25%) The Teacher's approach to teaching can best be described as Good.
4. 01 Student (1.40%) The Teacher's approach to teaching can best be described as Fair

- **It means maximum 52 Students (73.23%) has shown The Teacher's approach to teaching can best be described as Excellent.**

5) Fairness of the internal evaluation process by the teachers?

Sr. No.	Always fair	Usually fair	Sometimes unfair	Usually unfair	Unfair	Total
Students	71	00	00	00	00	71
Percentage	100%	00%	00%	00%	00%	100%

- **It means 71 Students (100%) has shown fairness of the internal evaluation process by the teachers.**

6) Was your performance in assignments discussed with you?

Sr. No.	Every time	Usually	Occasionally sometimes	Rarely	Never	Total
Students	68	02	01	00	00	71
Percentage	95.77%	2.81%	1.42%	00%	00%	100%

1. 68 Students (95.77%) has shown performance in assignments discussed with us
2. 02 Students (2.81%) has shown performance in assignments discussed with us
3. 01 Student (1.42%) has shown performance in assignments discussed with us

- **It means maximum 68 Students (95.77%) has shown performance in assignments discussed with us**

7) The institute takes active interest in promoting internship, Student exchange, and field visit opportunities for students?

Sr. No.	Regularly	Often	Sometimes	Rarely	Never	Total
Students	54	13	04	00	00	71
Percentage	76.05%	18.30%	5.65%	00%	00%	100%

1. 54 Students (76.05%) has shown the institute takes active interest in promoting internship, Student exchange, and field visit opportunities for students.
2. 13 Students (18.30%) has shown the institute takes active interest in promoting internship, Student exchange, and field visit opportunities for students.
3. 04 Students (5.65%) has shown the institute takes active interest in promoting internship, Student exchange, and field visit opportunities for students.

➤ **It means maximum 54 Students (76.05%) has shown the institute takes active interest in promoting internship, Student exchange, and field visit opportunities for students.**

8) The teaching and mentoring process in your institution facilitates you in cognitive, social and emotional growth?

Sr. No.	Significantly	Very well	Moderately	Marginally	Not at all	Total
Students	68	02	01	00	00	71
Percentage	95.77%	2.81%	1.42%	00%	00%	100%

1. 68 Students (95.77%) has shown the teaching and mentoring process in our institution facilitates us in cognitive, social and emotional growth significantly.
2. 02 Students (2.81%) has shown the teaching and mentoring process in our institution facilitates us in cognitive, social and emotional growth very well.
3. 01 Students (1.42%) has shown the teaching and mentoring process in our institution facilitates us in cognitive, social and emotional growth moderately.

➤ **It means maximum 68 Students (95.77%) has shown the teaching and mentoring process in our institution facilitates us in cognitive, social and emotional growth significantly.**

9) The institution provides multiple opportunities to learn and grow?

Sr. No.	Strongly Agree	Agree	Neutral	Disagree	Strongly Disagree	Total
Students	65	05	01	00	00	71
Percentage	91.54%	29.44%	1.42%	00%	00%	100%

1. 65 Students (91.54%) has shown The institution provides multiple opportunities to learn and grow
2. 05 Students (29.44 has shown The institution provides multiple opportunities to learn and grow
3. 01 Student (1.42 has shown The institution provides multiple opportunities to learn and grow

➤ It means maximum 65 Students (91.54%) has shown The institution provides multiple opportunities to learn and grow

10) Teachers inform you about your expected competencies, course outcomes and program outcomes?

Sr. No.	Every time	Usually	Occasionally/Sometimes	Rarely	Never	Total
Students	71	00	00	00	00	71
Percentage	100%	00%	00%	00%	00%	100%

➤ It means 71 Students (100%) has shown Teachers inform us about our expected competencies, course outcomes and program outcomes.

11) Your mentor does a necessary follow-up with an assigned task to you?

Sr. No.	Every time	Usually	Occasionally/Sometimes	Rarely	Never	Total
Students	71	00	00	00	00	71
Percentage	100%	00%	00%	00%	00%	100%

➤ It means 71 Students (100%) has shown our mentor does a necessary follow-up with an assigned task to us.

12) The teachers illustrate the concepts through examples and applications?

Sr. No.	Every time	Usually	Occasionally/Sometimes	Rarely	Never	Total
Students	69	01	01	00	00	71
Percentage	97.18%	1.41%	1.41%	00%	00%	100%

1. 69 Students (97.18%) has shown the teachers illustrate the concepts through examples and applications e very time.
2. 01 Students (1.41) has shown the teachers illustrate the concepts through examples and applications usually.
- 3 01 Student (1.41) has shown The teachers illustrate the concepts through examples and applications occasionally.

➤ It means maximum 69 Students (97.18%) has shown the teachers illustrate the concepts through examples and applications e very time.

13) The teachers identify your strengths and encourage you with providing right level of challenges?

Sr. No.	Fully	Reasonably	Partially	Slightly	Unable to	Total
Students	54	12	03	02	00	71
Percentage	76.05%	16.90%	4.22%	2.83%	00%	100%

1. 54 Students (76.05%) has shown the teachers identify our strengths and encourage us with providing right level of challenges fully.
2. 12 Students (16.90) has shown the teachers identify our strengths and encourage us with providing right level of challenges reasonably.
3. 03 Students (4.22) has shown the teachers identify our strengths and encourage us with providing right level of partially.
4. 02 Students (2.83) has shown the teachers identify our strengths and encourage us with providing right level of slightly

➤ **It means maximum 54 Students (76.05%) has shown the teachers identify our strengths and encourage us with providing right level of fully.**

14) Teachers are able to identify your weaknesses and help you to overcome them?

Sr. No.	Every time	Usually	Occasionally/Sometimes	Rarely	Never	Total
Students	67	03	01	00	00	71
Percentage	94.36%	4.22%	1.42%	00%	00%	100%

1. 67 Students (94.36%) has shown Teachers are able to identify our weaknesses and help us to overcome them every time.
2. 03 Students (4.22) has shown Teachers are able to identify our weaknesses and help us to overcome them usually.
3. 01 Student (1.42) has shown Teachers are able to identify our weaknesses and help us to overcome them occasionally/sometimes.

➤ **It means maximum 67 Students (94.36%) has shown Teachers are able to identify our weaknesses and help us to overcome them every time.**

15) The institution makes effort to engage students in the monitoring, review and continuous quality improvement of the teaching learning process

Sr. No.	Strongly Agree	Agree	Neutral	Disagree	Strongly Disagree	Total
Students	60	08	03	00	00	71
Percentage	84.50%	11.26%	4.24%	00%	00%	100%

1. 60 Students (84.50%) has shown The institution makes effort to engage students in the monitoring, review and continuous quality improvement of the teaching learning process -strongly agree.
2. 08 Students (11.26 has shown The institution makes effort to engage students in the monitoring, review and continuous quality improvement of the teaching learning process -agree.
3. 03 Students (4.24) has shown The institution makes effort to engage students in the monitoring, review and continuous quality improvement of the teaching learning process -neutral

➤ **It means maximum 60 Students (84.50%) has shown The institution makes effort to engage students in the monitoring, review and continuous quality improvement of the teaching learning process - strongly agree.**

16. The institute/teachers use student centric methods, such as experiential learning, participative learning and problem solving methodologies for enhancing learning experiences?

Sr. No.	To great extent	Moderate`	Somewhat	Very little	Not at all	Total
Students	68	02	01	00	00	71
Percentage	95.77%	2.81%	1.42%	00%	00%	100%

1. 68 Students (95.77%) has shown the institute/teachers use student centric methods, such as experiential learning, participative learning and problem solving methodologies for enhancing learning experiences to great extent.
2. 02Students (2.81) has shown the institute/teachers use student centric methods, such as experiential learning, participative learning and problem solving methodologies for enhancing learning experiences to moderate.
3. 01 Student (1.42) has shown the institute/teachers use student centric methods, such as experiential learning, participative learning and problem solving methodologies for enhancing learning experiences to somewhat.

➤ **It means maximum 68 Students (95.77%) has shown the institute/teachers use student centric methods, such as experiential learning, participative learning and problem solving methodologies for enhancing learning experiences to great extent.**

17. Teachers encourage you to participate in extracurricular activities?

Sr. No.	Strongly Agree	Agree	Neutral	Disagree	Strongly Disagree	Total
Students	64	07	00	00	00	71
Percentage	90.15%	9.85%	00%	00%	00%	100%

1. 64 Students (90.15%) has shown Teachers encourage us to participate in extracurricular activities
2. 07 Students (9.85%) has shown Teachers encourage us to participate in extracurricular activities

➤ **It means maximum 64 Students (90.15 has shown Teachers encourage us to participate in extracurricular activities.**

- 18. Efforts are made by the institute/teachers to inculcate soft skills, life skills and employability skills to make you ready for the world of work?**

Sr. No.	To great extent	Moderate`	Somewhat	Very little	Not at all	Total
Students	67	03	01	00	00	71
Percentage	94.36%	4.22%	1.42%	00%	00%	100%

1. 67 Students (94.36%) has shown efforts are made by the institute/teachers to inculcate soft skills, life skills and employability skills to make us ready for the world of work
2. 03 Students (4.22%) has shown efforts are made by the institute/teachers to inculcate soft skills, life skills and employability skills to make us ready for the world of work
3. 01 Student (1.42%) has shown efforts are made by the institute/teachers to inculcate soft skills, life skills and employability skills to make us ready for the world of work

➤ **It means maximum 67 Students (94.36%) has shown efforts are made by the institute/teachers to inculcate soft skills, life skills and employability skills to make us ready for the world of work**

- 19. What percentage of teachers use ICT tools such as LCD projector, Multimedia, etc. while teaching?**

Sr. No.	Above 90%	70 to 80%	50 to 69%	30 to 49%	Below 29%	Total
Students	29	25	06	05	06	71
Percentage	40.84%	35.21%	8.45%	7.05%	8.45%	100%

1. 29 Students (40.84%) has shown 90 percentage of teachers use ICT tools such as LCD projector, Multimedia, etc. while teaching
2. 25 Students (35.21%) %) has shown 70-80 percentage of teachers use ICT tools such as LCD projector, Multimedia, etc. while teaching
3. 06 Student (8.45%) has shown 50-69 percentage of teachers use ICT tools such as LCD projector, Multimedia, etc. while teaching
4. 05 Student (7.05%) has shown 30-49 percentage of teachers use ICT tools such as LCD projector, Multimedia, etc. while teaching
5. 06 Student (8.45%) has shown below 29 percentage of teachers use ICT tools such as LCD projector, Multimedia, etc. while teaching

➤ **It means maximum 29 Students (40.84%) has shown 90 percentage of teachers use ICT tools such as LCD projector, Multimedia, etc. while teaching**

- 20 The overall quality of teaching-learning process in your institute is very good?**


Sr. No.	Strongly Agree	Agree	Neutral	Disagree	Strongly Disagree	Total
Students	68	03	00	00	00	71
Percentage	95.77%	4.23%	00%	00%	00%	100%

1. 68 Students (95.77%) strongly agree that the overall quality of teaching-learning process in our institute is very good.
2. 03 Students (4.23%) agree that the overall quality of teaching-learning process in our institute is very good.

➤ It means maximum 68 Students (95.77%) strongly agree that the overall quality of teaching-learning process in our institute is very good.


21 Give three observation / suggestions to improve the overall teaching - learning experience in your institution?

- The institute has take more efforts for active interest in promoting Student exchange, field visit opportunities for students.
- . The institute has take more efforts for the teaching and mentoring process in our institution facilitates us in social and emotional growth significantly.
- The institute has take more efforts for to provides multiple opportunities to learn and grow.
- The institute has take more efforts for to inculcate soft skills, life skills and employability skills to make us ready for the world of work.
- The institute has take more efforts that 100% teachers use frequently ICT tools such as LCD projector, Multimedia, etc. while teaching.


 Principal
 Govt. College of Education
 Nanded


Government College Of Education, Nanded
Analysis Of Students (B.Ed.)
Feedback On Curriculum – 2019 – 2020

Sr.No.	Give Your Rating On The Given Parameters	Strongly Agree	Agree	Neutral	Disagree	Strongly Disagree	Total
1	In the beginning of the course, orientation session was helpful to understand expected outcomes of the course and the competencies to be developed	69	02	--	--	--	71
2	There is enough flexibility to choose various optional subjects in your course	65	06	--	--	--	71
3	Theory and practice given during the course provided enough insight of the present system of education in schools	69	02	--	--	--	71
4	Teachers facilitated the students with teaching learning material (Notes/Handouts/PPTS)	70	01	--	--	--	71
5	Institution caters to the diverse and individual needs of the students	69	02	--	--	--	71
6	Well developed mentoring process in the college to resolve the difficulties in academic and personal matters	70	01	--	--	--	71
7	There is fairness in the Internal evaluation adopted by the college	70	01	--	--	--	71
8	Interactive methods of teaching is used	68	03	--	--	--	71
9	Organization of various professional ethic and value oriented programme for students and teachers (To gain competency in their profession)	67	04	--	--	--	71
10	Opportunities for participation in seminars, special lectures, field tours, quiz, debate etc, to increase skills & experience	69	02	--	--	--	71
11	Enhancement & development of various soft skills through classroom activities, seminar & workshops	70	01	--	--	--	71
12	Enough exposure to the laboratory facilities (Method Lab, Psychology Lab, Computer Lab)	69	02	--	--	--	71
13	Proper training through pre-Internship practices before going for internship programme	70	01	--	--	--	71
14	Maintenance & optional use of Infrastructure and learning resources in the institution	67	04	--	--	--	71
15	Student support services provided by the college	70	01	--	--	--	71


Principal
 Govt.College of Education
 Nanded


Government College Of Education, Nanded
Analysis Of Teacher Feedback On Curriculum
B.Ed. - 2019 – 2020

Sr.No.	Give Your Rating On The Given Parameters	Strongly Agree	Agree	Neutral	Disagree	Strongly Disagree	Total
1	Programme learning objectives (PLO) and course learning objective (CLO) of the curriculum are complementary to each other	05	00	--	--	--	05
2	Curriculum is academically flexible in terms of selection of electives and optional subjects	04	01	--	--	--	05
3	Curriculum has the quality of promoting self learning	05	00	--	--	--	05
4	The learning outcomes of the curriculum are of global standard	05	00	--	--	--	05
5	Proper utilization of the syllabus and correlation is there among the topics of the prescribed syllabus	04	01	--	--	--	05
6	Sufficient reference material and books are available for the topics mentioned	03	02	--	--	--	05
7	Evaluative practices (Internal & External) mentioned in the curriculum are sound in nature	04	01	--	--	--	05
8	Seasonal work for the subject is relevant and practical in nature	04	01	--	--	--	05
9	Curriculum is interdisciplinary as well as comparative in nature	05	00	--	--	--	05
10	Curriculum is well supported by co-curricular and extracurricular activities	04	01	--	--	--	05
11	Curriculum has the course component which is helpful for future placements of students	04	01	--	--	--	05
12	Along with curricular knowledge, curriculum provides life skills & value based knowledge to the students	04	01	--	--	--	05
13	Curriculum is able to develop spirit & enquiry among students	03	02	--	--	--	05
14	Curriculum is framed keeping in mind the physical, Social, mental and emotional needs of the students	04	01	--	--	--	05
15	Extended internship programme included in the curriculum is able to develop basic skills of teaching among the students	05	00	--	--	--	05


Principal
 Govt. College of Education
 Nanded


Government College Of Education, Nanded
Analysis Of Feedback On Curriculum Form Employers
B.Ed. - 2019 – 2020

Sr.No	Give Your Rating On The Given Parameters	Strongly Agree	Agree	Neutral	Disagree	Strongly Disagree	Total
1	Curriculum establishes a link between theoretical and practical knowledge	04	00	--	--	--	04
2	Curriculum helps in developing required skills and competencies among students	04	00	--	--	--	04
3	Curriculum focuses on overall personality development of the students	04	00	--	--	--	04
4	Curriculum has the ability of developing professional ethics and spirit among the students	03	01	--	--	--	04
5	Co-curricular and extracurricular activities are well balanced in the overall frame work of curriculum	03	01	--	--	--	04
6	Curriculum has the capacity of identifying local needs of the students	03	01	--	--	--	04
7	Curriculum has the feature of incorporating latest technological advancement	04	00	--	--	--	04
8	Curriculum promotes self dependence	03	01	--	--	--	04
9	Curriculum is providing detailed knowledge of specialized areas	03	01	--	--	--	04


Principal
Govt. College of Education
Nanded


Government College Of Education, Nanded
Analysis Of Feedback On Curriculum From Alumni
B.Ed. - 2019 – 2020

Sr.No	Give Your Rating On The Given Parameters	Strongly Agree	Agree	Neutral	Disagree	Strongly Disagree	Total
1	Curriculum helped in the all round development of students personality	17	15	--	--	--	37
2	Curriculum generated a number of self-employment opportunities for the students	30	07	--	--	--	37
3	Curriculum focused on local regional needs of the students environment	33	04	--	--	--	37
4	In the development of curriculum, theory and practical component got the due weightage	33	04	--	--	--	37
5	For effective transaction of the curriculum appropriate infrastructure was available at the institutional level	34	03	--	--	--	37
6	Co-curricular activities were given due importance in the framing and transaction of curriculum at the institutional level	33	04	--	--	--	37
7	Internship programme carried out by the institution helped the students in developing essential teaching competencies	34	03	--	--	--	37
8	Curriculum provided the ample opportunities to the students for learning the essential life skills (Reasoning, Problem Solving, Emotional Intelligence, Stress Management etc)	35	02	--	--	--	37
9	Good placement opportunities were provided to the students by the institution after completing the course	34	03	--	--	--	37
10	Curriculum also focused upon value added and self study courses for enhancement of the knowledge and better employment prospects	33	04	--	--	--	37


Principal
Govt. College of Education
Nanded

Government College Of Education, Nanded
Analysis Of Feedback On Curriculum From Parent
B.Ed. – 2019 – 2020

Sr.No	Give Your Rating On The Given Parameters	Strongly Agree	Agree	Neutral	Disagree	Strongly Disagree	Total
1	Curriculum helped in the all round development of students personality	27	03	--	--	--	30
2	Curriculum generated a number of self-employment opportunities for the students	28	02	--	--	--	30
3	Curriculum focused on local regional needs of the students environment	28	02	--	--	--	30
4	In the development of curriculum, theory and practical component got the due weightage	28	02	--	--	--	30
5	For effective transaction of the curriculum appropriate infrastructure was available at the institutional level	27	03	--	--	--	30
6	Co-curricular activities were given due importance in the framing and transaction of curriculum at the institutional level	30	00	--	--	--	30
7	Internship programme carried out by the institution helped the students in developing essential teaching competencies	30	00	--	--	--	30
8	Curriculum provided the ample opportunities to the students for learning the essential life skills (Reasoning, Problem Solving, Emotional Intelligence, Stress Management etc)	30	00	--	--	--	30
9	Good placement opportunities were provided to the students by the institution after completing the course	28	02	--	--	--	30
10	Curriculum also focused upon value added and self study courses for enhancement of the knowledge and better employment prospects	29	01	--	--	--	30
11	Improvement in soft skills, knowledge, ethics, personality, morality in your ward while studying in college	29	01	--	--	--	30
12	You believe that your ward can make a gainful career in future after completion of this course	30	00	--	--	--	30
13	The teachers, administrative staff are cooperative and helpful	30	00	--	--	--	30
14	You and your ward are satisfied with the teaching resources	30	00	--	--	--	30


Principal
Govt. College of Education
Nanded